Science Cycle 1 Autumn Term: Knowledge Organiser – Sound



Key Learning (Skills)

By the end of this learning, I will be able to…

- identify how sounds are made, associating some of them with something vibrating
- recognise that vibrations from sounds travel through a medium to the ear
- find patterns between the pitch of a sound and features of the object that produced it
- find patterns between the volume of a sound and the strength of the vibrations that produced it
- recognise that sounds get fainter as the distance from the sound source increases

Working scientifically:

- Making systematic and careful observations.
- Reporting on findings from enquiries, including oral and written explanations and conclusions.
- Using results to draw simple conclusions, make predictions for new values.
- Identifying differences, similarities or changes related to simple scientific ideas and processes.



Key Learning (Knowledge)

By the end of this learning, I will know…

- How volume sounds moving further away
- How to affect pitch
- How to change volume, sound and pitch

Good Books







Key Vocabulary

sound	vibrations that can be detected by the ear
sound source	an object creating a sound by vibrating
pitch	how high or low a sound is; in music, what note it is
decibel	the unit of measurement for sound, abbreviated as dB
vibrate	to move backwards and forwards at high speed without changing location

What I already know (prior learning)

Year 1

- that we hear sounds with our ears (Year 1 Biology – Animals, including humans)

What I will learn next

Year 5

- comparing similarities and differences between light and sound.